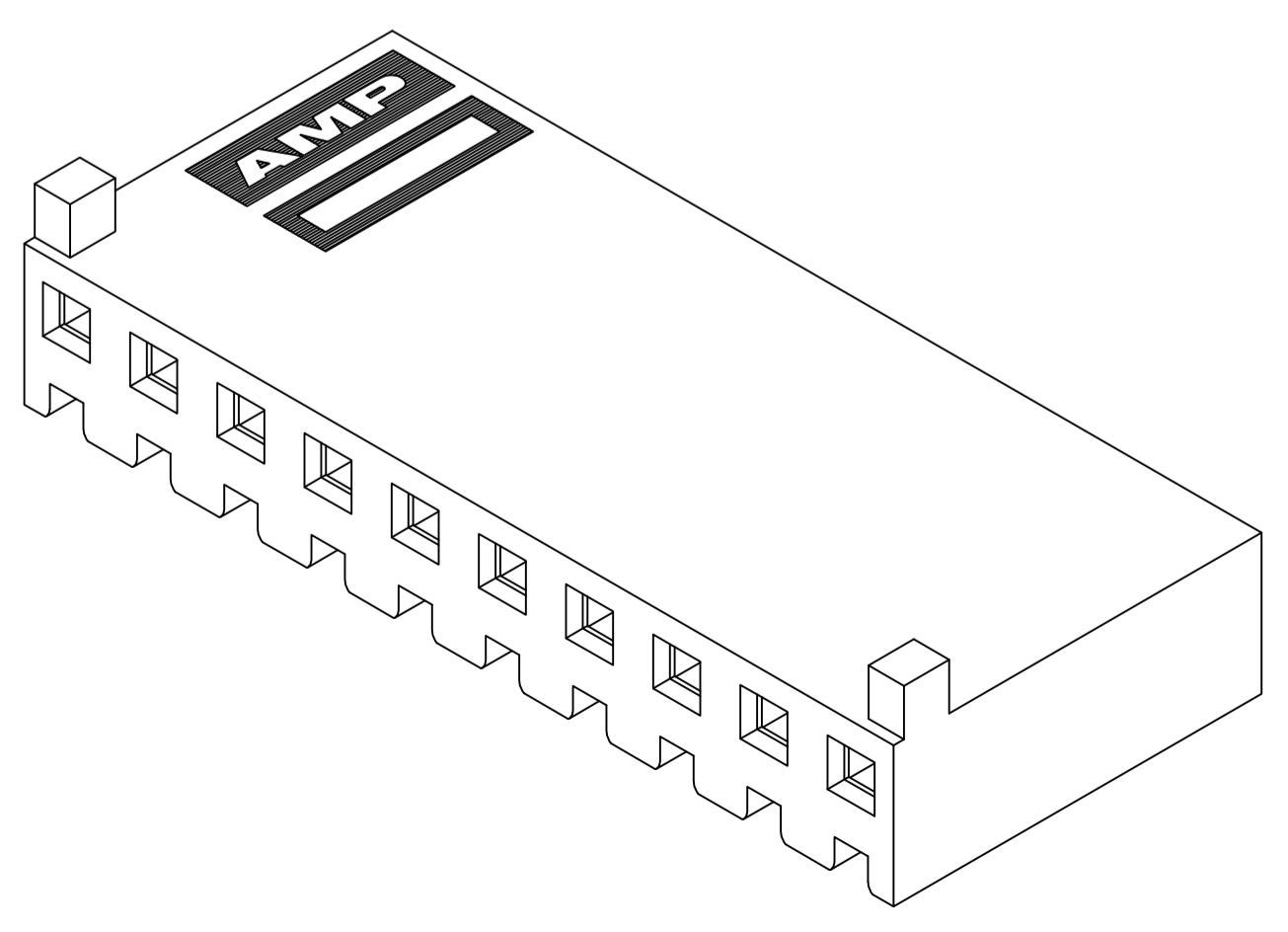
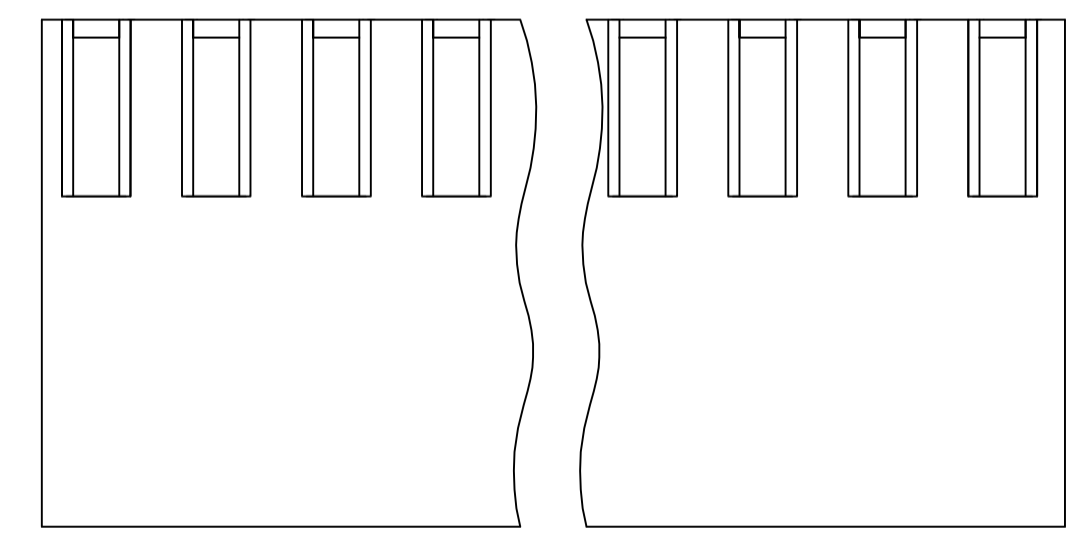
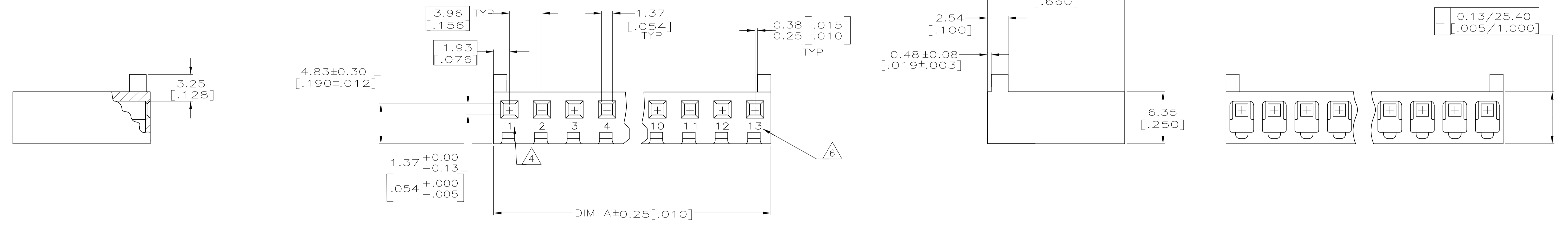
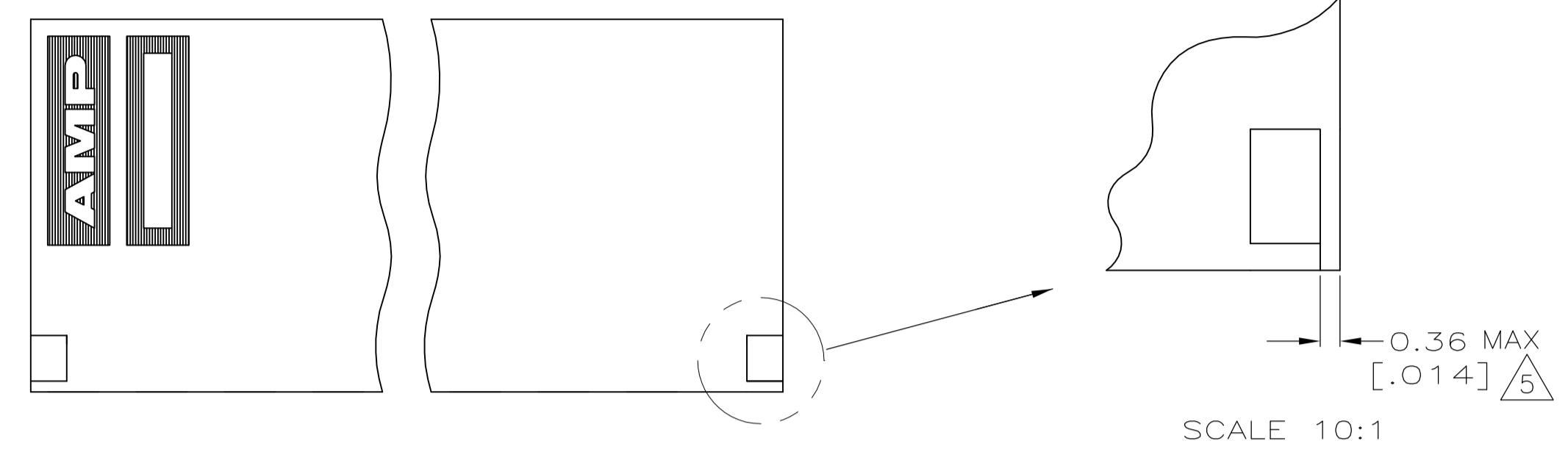


LOC		DIST		REVISIONS			
CM	54	REV	DATE	DESCRIPTION	DATE	BY	APPV
		D1		REVISED PER ECR-13-018918	04DEC13	JR	TM

- 1 UNIT ACCEPTS A 1.14[.045] SQUARE OR ROUND POST.
- 2 UNIT ACCEPTS STANDARD SL-156 CONTACTS.
- 3 UNIT ACCEPTS KEYING PLUG 640254-1 AND KEYING PIN 640255-1.
- 4 IDENTIFICATION NUMBER FOR ALL POSITIONS, OR FOR POSITION 1 ONLY, WILL BE LOCATED AS SHOWN.
- 5 OPTIONAL CONSTRUCTION, BOTH ENDS.
- 6 LAST CIRCUIT IDENTIFICATION IS OPTIONAL.
- 7 DIMENSIONS IN BRACKETS ARE IN INCHES.



3-DIMENSIONAL MODEL NTS

1-770996-3 SHOWN

DIM A	NO OF POSN	PART NUMBER
59.44[2.340]	15	1-770996-5
51.49[2.027]	13	1-770996-3
47.52[1.871]	12	1-770996-2
<del>31.62[1.245]</del>	<del>8</del>	<del>770996-8</del>
<del>19.74[.777]</del>	<del>5</del>	<del>770996-5</del>

THIS DRAWING IS A CONTROLLED DOCUMENT.		DIN 7-30-92		K. SALMON	
DIMENSIONS: mm [INCHES]		TOLERANCES UNLESS OTHERWISE SPECIFIED:		CHK 7-30-92	
0. PLC	± -	R. SWING		NAME	
1. PLC	± -	E. BEILES		PRODUCT SPEC	
2. PLC	± -	APPLICATION SPEC		SIZE	
3. PLC	± 0.13 [.005]	WEIGHT		CAGE CODE	
4. PLC	± -	MATERIAL		DRAWING NO	
ANGLES	± -	FINISH		RESTRICTED TO	
MATERIAL NYLON,UL 94V-0 NATURAL		CUSTOMER DRAWING		A1 00779C=770996	
SCALE 4:1		SHEET 1 OF 1		REV D1	

